


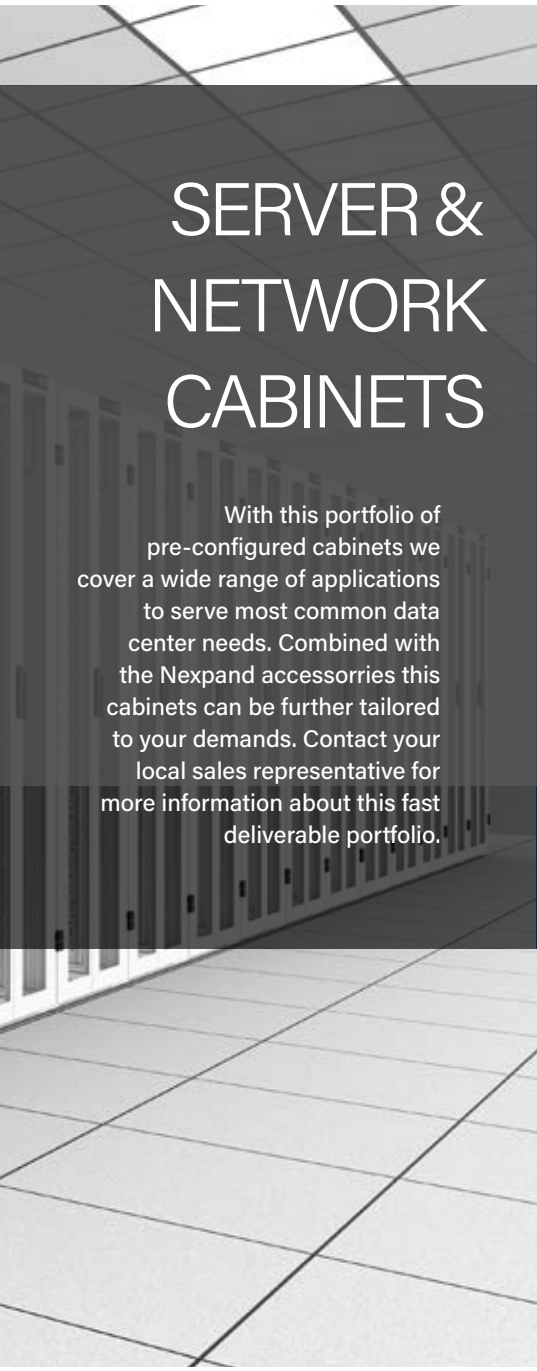
NEXPAND

NEXPAND STANDARD PORTFOLIO

Quickly deploy your data center







SERVER & NETWORK CABINETS

With this portfolio of pre-configured cabinets we cover a wide range of applications to serve most common data center needs. Combined with the Nexpan accessories this cabinets can be further tailored to your demands. Contact your local sales representative for more information about this fast deliverable portfolio.

NEXPAND

Cabinets are meant to outlive the IT equipment that is initially placed in them. That is why a customer should always wisely choose a product that will last more than 10 years. Minkels commits to this purpose with the Nexpan server and network cabinets to make sure that no matter what the current or future needs are, they are covered from the moment the customer's cabinet requirement begins.










BENEFITS FOR YOUR DATA CENTER

- The Nexpan standard cabinet portfolio offers the fastest lead times on the market.
- Optimal airflow management for better energy performance (airflow management package available on certain cabinets only).
- Fully modular design for total adaptability to your IT equipment.
- Complete your cabinet with our extensive portfolio of accessories for cable management, airflow management, security and many more.
- Modular roof design providing optimal flexibility.
- Adjustable vertical mounting rails.

NEXPAND

SERVER CABINET		SERVER CABINET WITH AIRFLOW MANAGEMENT PACKAGE	
Type of lock	EK-333 LOCK	EK-333 LOCK	COMBINATION LOCK
	Nexpand server cabinet with EK-333 lock. Available with or without side panels.	Nexpand server cabinet with EK-333 lock and airflow management package . Available with or without side panels.	Nexpand server cabinet with combination lock and airflow management package. Available without side panels.
With side panels			
	PAGE 12	PAGE 13	
Without side panels			
	PAGE 12	PAGE 13	PAGE 13
19" at 100 from the front on a 1000 deep cabinet			
19" at 150 From the front on a 1200 deep cabinet			
Colour	 RAL 9003 (white)	 RAL 9003 (white)	  RAL 9003 (white) RAL 9005 (black)

NEXPAND

NETWORK CABINET WITH AIRFLOW MANAGEMENT PACKAGE		
Type of lock	EK-333 LOCK	COMBINATION LOCK
	Nexpand network cabinet with EK-333 lock and airflow management package . Available with or without side panels.	Nexpand network cabinet with combination lock and airflow management package. Available without side panels.
With side panels		
	PAGE 15	
Without side panels		
	PAGE 15	PAGE 15
19"at 200 from the front		
Colour	 RAL 9003 (white)	  RAL 9003 (white) RAL 9005 (black)

FRAME


- Light and solid aluminium frame with the capability to handle 1500 kg of static load
- Offers unique flexibility through stepless mounting possibilities in all three dimensions of the cabinet
- Threaded mounting rails in width, depth and height direction enable stepless adjustability (for example cable management)
- Integrated T-slots provide stepless adjustability in depth and width direction (for example vertical mounting rail adjustment)
- Nearly all accessories and components accessible from inside of the cabinet



WATCH ALL FEATURES: www.minkels.com/videos/nexpand


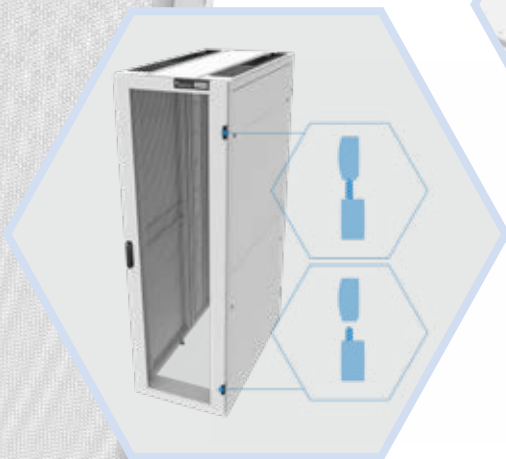



Depth marking placed on depth profiles
Stepless adjustability in depth direction




ROOF

- Extra cut-out in the middle for cable management (high-volume), brushes or fan-unit
- Solid platform for installation top of cabinet infrastructure
- Roof inserts follow a multiple of 100 mm
- Nearly full-depth cut-out
- Optimal accessibility for cabling
- Optimal positioning for PDU's
 - Up to 32A plugs shall fit
- Optional cable pull relief available
- Optional cable dividers on top of cabinet follow the same modularity as the inserts
 - Extendable per cabinet to create a cable duct system
 - Cover plates and end covers available for dust/debris protection and airtight solutions
 - Powder coated in same color as cabinet




DOOR

- Predefined position for identification
 - Place serial numbers, barcodes or QR codes to code and personalize your cabinets
- Clean and minimalistic design
- Easy door installation
- High level perforation
- Full integration of the locking mechanism
- High level access security
- Replacement of locking through detachable cover plate rear
- Door reversible (left/right hinged)
- Door can open 165° in case of bayed cabinets
- Door can open 260° in case of stand-alone cabinets



CABINETS THAT INCLUDED AN AIRFLOW PACKAGE

- Best in class air tightness
- Keep flexibility in adjusting vertical mounting rails without compromising on air tightness
- Upgrade the energy efficiency by retrofitting an airflow package
- Sealing cabinet-to-cabinet is optional
- Sealing cabinet-to-floor and cabinet-to-aisle containment is optional



CABLE MANAGEMENT OPTIONS

- Depth direction of cable trays
- Multifunctional cable tray to organise your cabling
 - using tie-wraps and/or Velcro
 - 1U plastic cable ring, toolless mount
- Accessories available to manage copper and fiber cabling






The **NEXPAND SERVER CABINET** is perfectly suited for the installation of (blade) servers, switches, patch panels, routers and storage equipment. The cabinets are used to bring together IT equipment and the corresponding cables neatly in one place, cables of all sorts ranging : PDUs, cables... The server cabinet has everything to facilitate this in the best energy efficient and modular way. The cabinets are widely applicable and modular


in structure, and have a smart and solid design: for example, the top-of-cabinet section contains more space to guide the cables through and the positioning of the entries is improved. The sturdiness of the frame and door, the full integration of the locking system and the cabling are unique on the market.

SPECIFICATIONS		
Dimensions:		
Height	U	42, 47 or 52
Height	mm	1978, 2200 or 2422 mm
Width	mm	600 or 800
Depth	mm	1000 or 1200
General:		
Colour	All cabinets are available RAL 9003 (white) and some are also available in RAL 9005 (black)	
Static load capacity	kg	1500
Earthing	Fully earthed with central earthing point	
IP grade	IP20	
Standards compliancy	IEC-60297-3-109; IEC-60297-3-100 IEC-61587-1; Environmental: C1, A1; Static load LT1, ST1, NL5;	
Interior:		
19-inch profiles	pcs	4 • steel, powder coated
Adjustability (depth)	Stepless adjustability with depth marking	
Adjustability (width)	Stepless adjustability	
U marking	1st U at bottom	
Position, front profiles	Pre-mounted 100 or 150 mm from the front of the door (depending on the chosen configuration)	
Position, rear profiles	Pre-mounted at an intermediate distance of 740mm	
Frame:		
Material	Aluminium extrusions	
Finishing	Powder coated	
Front/rear closure:		
Front door	80% perforated single front door	
Rear door	80% perforated double rear door	
Security	2-Points Fix-Easy swivel handle with an EK-333 cylinder lock or combination lock	
Material	Steel	
Finishing	Powder coated	
Hinges	Reversible and fast placement • Max. rotation degree 260° (Stand-Alone)	
Side panel:		
Material	Steel	
Finishing	Powder coated	
Roof:		
Modularity	Modular inserts per 100 mm	
Inserts:	Left & right: blind cover plates and brushes Center: blind cover plate	


Airflow management package




Brush for cable entry



Roof has left-right-center cut outs filled with brushes and plates



Airflow management package
bottom 600 mm wide cabinet




Airflow management package
bottom 800 mm wide cabinet

Server cabinet


The cost-effective approach to your data center. It is possible to select these configurations with our without full-height powder coated side panels, making available cabinets for the middle of your aisle and for the end of the row.

Swivel handle with EK-333 lock

- Leveling feet
- Baying set
- Roof has left-right-center cut outs filled with brushes and plates
- 19" profiles ready for cable management
- In a 1000 mm deep cabinet the 19" profiles are mounted at 100 mm from the front
- In a 1200 mm deep cabinet the 19" profiles are mounted at 150 mm from the front



Server cabinets without side panels				
Height (U)	Width (mm)	Depth (mm)	White (RAL 9003)	Technical drawing
42	600	1000	B1104-061042-158554	Page 16
		1200	B1104-061242-158556	
	800	1000	B1104-081042-158553	Page 18
		1200	B1104-081242-158555	
47	600	1000	B1104-061047-158558	Page 16
		1200	B1104-061247-158560	
	800	1000	B1104-081047-158557	Page 18
		1200	B1104-081247-158559	



Server cabinets with side panels				
Height (U)	Width (mm)	Depth (mm)	White (RAL 9003)	Technical drawing
42	600	1000	B1104-061042-158562	Page 20
		1200	B1104-061242-158564	
	800	1000	B1104-081042-158561	Page 22
		1200	B1104-081242-158563	
47	600	1000	B1104-061047-158566	Page 20
		1200	B1104-061247-158568	
	800	1000	B1104-081047-158565	Page 22
		1200	B1104-081247-158567	

Server cabinet with airflow management package

Airflow management is the efficient guidance of the various airflows in data centers to keep the cold and hot air separated optimally. To optimize that cooling process, air leakage and recirculation must be minimized by using an airflow management package. Minkels offers best in class air tightness. Flexibility is retained while adjusting vertical mounting rails without compromising on air tightness.

Swivel handle with EK-333 lock

- Airflow management package
- Leveling feet
- Baying set
- Roof has left-right-center cut outs filled with brushes and plates
- 19" profiles ready for cable management
- In a 1000 mm deep cabinet the 19" profiles are mounted at 100 mm from the front
- In a 1200 mm deep cabinet the 19" profiles are mounted at 150 mm from the front



Server cabinets without side panels				
Height (U)	Width (mm)	Depth (mm)	White (RAL 9003)	Technical drawing
42	600	1000	B1104-061042-158570	Page 24
		1200	B1104-061242-158572	
	800	1000	B1104-081042-158569	Page 26
		1200	B1104-081242-158571	
47	600	1000	B1104-061047-158574	Page 24
		1200	B1104-061247-158576	
	800	1000	B1104-081047-158573	Page 26
		1200	B1104-081247-158575	



Server cabinets with side panels				
Height (U)	Width (mm)	Depth (mm)	White (RAL 9003)	Technical drawing
42	600	1000	B1104-061042-158579	Page 28
		1200	B1104-061242-158581	
	800	1000	B1104-081042-158577	Page 30
		1200	B1104-081242-158580	
47	600	1000	B1104-061047-158583	Page 28
		1200	B1104-061247-158585	
	800	1000	B1104-081047-158582	Page 30
		1200	B1104-081247-158584	

Combination lock

- Airflow management package
- Leveling feet
- Baying set
- Roof has left-right-center cut outs filled with brushes and plates
- 19" profiles ready for cable management
- In a 1200 mm deep cabinet the 19" profiles are mounted at 150 mm from the front




Server cabinets without side panels				
Height (U)	Width (mm)	Depth (mm)	White (RAL 9003)	Technical drawing
42	600	1200	B1104-061242-158594	Page 24
	800		B1104-081242-158597	Page 26
47	600	1200	B1104-061247-158595	Page 24
	800		B1104-081247-158598	Page 26
52	600	1200	B1104-061252-158596	Page 24
	800		B1104-081252-158599	Page 26



Server cabinets without side panels				
Height (U)	Width (mm)	Depth (mm)	Black (RAL 9005)	Technical drawing
42	600	1200	B1109-061242-158600	Page 28
	800		B1109-081242-158603	Page 30
47	600	1200	B1109-061247-158601	Page 28
	800		B1109-081247-158604	Page 30
52	600	1200	B1109-061252-158602	Page 28
	800		B1109-081252-158605	Page 30

The **NEXPAND NETWORK CABINET** is put together having in mind the increasing cabling densities per cabinet while benefiting from all Nexpan features in terms of accessories compatibility and solidity and smartness of the solution. The cabinets can be configured in varying heights, with a consistent width of 800mm and a depth of 1200mm to give the cabling solution the space it will demand.



SPECIFICATIONS

Dimensions:		
Height	U	42, 47 or 52
Height	mm	1978, 2200 or 2422 mm
Width	mm	800
Depth	mm	1200
General:		
Colour	All cabinets are available RAL 9003 (white) and some are also available in RAL 9005 (black)	
Static load capacity	kg	1500
Earthing	Fully earthed with central earthing point	
IP grade	IP20	
Standards compliancy	IEC-60297-3-109; IEC-60297-3-100 IEC-61587-1; Environmental: C1, A1; Static load LT1, ST1, NL5;	
Interior:		
19-inch profiles	pcs	4 • steel, powder coated
Adjustability (depth)	Stepless adjustability with depth marking	
Adjustability (width)	Stepless adjustability	
U marking	1st U at bottom	
Position, front profiles	Pre-mounted 200 mm from the front of the door	
Position, rear profiles	Pre-mounted at an intermediate distance of 740mm	
Frame:		
Material	Aluminium extrusions	
Finishing	Powder coated	
Front/rear closure:		
Front door	80% perforated single front door	
Rear door	80% perforated double rear door	
Security	2-Points Fix-Easy swivel handle with an EK-333 cylinder lock or combination lock	
Material	Steel	
Finishing	Powder coated	
Hinges	Reversible and fast placement • Max. rotation degree 260° (Stand-Alone)	
Side panel:		
Material	Steel	
Finishing	Powder coated	
Roof:		
Modularity	Modular inserts per 100 mm	
Inserts:	Left & right: blind cover plates and brushes Center: blind cover plate	

Network cabinet with airflow management package

For the network cabinet range the VMRs have been positioned deeper in the cabinet from the front door to allow cable management mounting options in the front part of the cabinet as well. When selecting for one of these cabinets your airflow management package will also be increased in size when compared to that one of a server cabinet to ensure full airtightness for these configurations.

The cabinet dimensions of this offer are the widest and deepest of the Nexpan range to ensure that cabling is granted with the space that it will demand.

Swivel handle with EK-333 lock

- Airflow management package
- Leveling feet
- Baying set
- Roof has left-right-center cut outs filled with brushes and plates
- 19" profiles ready for cable management
- 19" profiles are mounted at 200 mm from the front



Network cabinets without side panels				
Height (U)	Width (mm)	Depth (mm)	White (RAL 9003)	Technical drawing
42	800	1200	B1104-081242-158592	Page 32
47	800	1200	B1104-081247-158593	Page 32

Combination lock

- Airflow management package
- Leveling feet
- Baying set
- Roof has left-right-center cut outs filled with brushes and plates
- 19" profiles ready for cable management
- 19" profiles mounted at 200 mm from the front



Network cabinets without side panels				
Height (U)	Width (mm)	Depth (mm)	White (RAL 9003)	Technical drawing
42	800	1200	B1104-081242-158606	Page 32
47	800	1200	B1104-081247-158607	Page 32
52	800	1200	B1104-081252-158608	Page 32



Network cabinets with side panels				
Height (U)	Width (mm)	Depth (mm)	White (RAL 9003)	Technical drawing
42	800	1200	B1104-081242-158589	Page 34
47	800	1200	B1104-081247-158591	Page 34



Network cabinets without side panels				
Height (U)	Width (mm)	Depth (mm)	Black (RAL 9005)	Technical drawing
42	800	1200	B1109-081242-158609	Page 32
47	800	1200	B1109-081247-158610	Page 32
52	800	1200	B1109-081252-158611	Page 32



FOLLOW US ON



minkels.com



youtube.com/c/minkelshq



twitter.com/minkels_hq



facebook.com/minkels



linkedin.com/company/minkels



MINKELS HEADQUARTERS & INTERNATIONAL

Eisenhowerweg 12

P.O. Box 28

5460 AA Veghel

t. +31 (0)413 311 100

info@minkels.com